





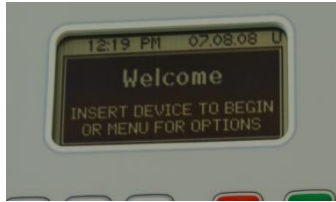
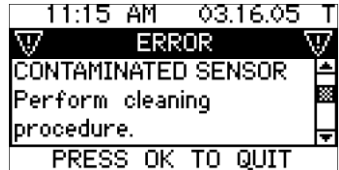
MEDTOX[®]Scan Cleaning Cassette

INTENDED USE: The MEDTOXScan[®] Cleaning Cassette is solely intended to clean the color Contact Imaging Sensor (CIS) in the MEDTOXScan Reader. The Cleaning Cassette should be used in conjunction with the MEDTOXScan QC Test Devices as outlined below to confirm that the cleaning procedure has worked.

CONTENTS: One MEDTOXScan Cleaning Cassette – Part Number 833076
 Lot Number
 Expiration

PROCEDURE:

Use this procedure if you receive incorrect results running the QC Test devices or if the MEDTOXScan Reader displays the “CONTAMINATED SENSOR” error message.

<p>1) DISCONNECT the MEDTOXScan Reader from the power supply for cleaning.</p> <p>2) Rinse the MEDTOXScan Cleaning Cassette under running tap water. Rinse thoroughly.</p>  <p>3) Remove excess water by blotting on paper towels.</p> 	<p>4) Place moist cleaning cassette in drawer. While holding down the Eject button, slowly move the drawer in and out 10 times.</p>  <p>Use the “tape tail” attached to the cleaning cassette to pull the drawer out while holding down the Eject button.</p> 	<p>5) If the cleaning pad is visibly discolored, remove the Cleaning Cassette from the Reader drawer. Repeat Steps 2 – 4 until pad is no longer discolored.</p> <p>6) When finished cleaning the sensor, remove the Cleaning Cassette from the Reader drawer.</p> <p>7) Re-connect power supply and power on the MEDTOXScan Reader.</p>  <p>8) If the Welcome screen appears, then perform a QC Check using the MEDTOXScan Positive and Negative QC Test Devices to confirm that the sensor is clean and the Reader is functioning properly.</p>	<p>9) If QC fails or if the “CONTAMINATED SENSOR” error message displays after the first cleaning procedure, repeat Steps 1 - 8.</p>  <p>10) If QC still fails or if the “CONTAMINATED SENSOR” error message displays after the cleaning procedure has been conducted twice, call Technical Support and do not report results from the Reader.</p> <p><i>For complete QC and troubleshooting procedure refer to the MEDTOXScan Reader User Manual or call Technical Support at 1-877-643-5703.</i></p>
--	---	--	---

STORAGE: Cleaning Cassettes are single use and disposable. Store at room temperature (18 - 25°C or 64 - 77°F) in unopened bag. Do not use past the expiration date. Discard after use.

PRECAUTIONS: **Do Not Use** the Cleaning Cassette if it appears damaged in any way.
Only Use water to rinse the Cleaning Cassette. Other cleaners may leave a residue on the sensor.
Do Not use an over-saturated Cleaning Cassette in MEDTOXScan Reader. Always blot off excess water before inserting in the Reader.

MEDTOX Diagnostics, Inc. • 1238 Anthony Road • Burlington, NC 27215
 Phone: 336-226-6311 • Fax: 336-227-7302 • E-mail: sales@medtoxdiagnostics.com
www.medtoxdiagnostics.com • Technical Support 1-877-643-5703